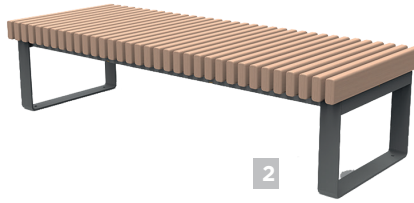



STRAIGHT MODULES | AFFINITE RANGE



1



2



3

STRAIGHT MODULES SHORT WOODEN SLATS FIXED IN WIDTH

References :


- 1 10 3330 xM00 OP00
- 2 10 3361 xM00 OP00
- 3 10 3360 xM00 OP00
- 4 10 3350 xM00 OP00
- 5 10 3340 xM00 OP00

Colours


Colours shown:

- Legs: Grey sand 900
- Exotic wood non stained

Colours can be selected from the RAL shades or other textured shades from the Akzo Nobel Futura range.



4



5

Presentation

Affinité is an urban planning solution offering unlimited possibilities to sculpt the urban landscape.

The elegant design, the light lines, the discrete assembling of the Affinité modules will add a qualifying, positive and elaborated image to your urban landscape. The softness of the wooden slats provides a feeling of comfort and well-being to the users.

The Affinité range offers many possibilities : **straight or curve modules, short (in width) or long (in length) wooden slats, with or without backrest, free-standing or combined installations...** Affinité lets you imagine whatever suits you in creating your layouts to match their uses. Create your tree surrounds, curvy shapes, straight alignments or whatever you have an affinity for.

Description

The Affinité benches are made of a seat made of wooden slats and 2 steel legs.

The seating part is made up of 38 x 90 mm wooden slats fixed vertically.

The slats are fixed under the seating with 2 steel corner pieces, 5 mm thick and concealed screws.

The 80 mm wide legs are made of 8 mm thick steel.

A 5 mm thick steel reinforcement in the middle supports the bench seatings.

The backrest consists of 2 steel uprights, 6 mm thick, on which are screwed the 38 x 105 mm wooden slats fixed horizontally.

The various elements are assembled using stainless steel bolts and nuts.

Our woods are exclusively collected in sustainably managed forests. Of high quality, they are PEFC labeled for local sourcing, FSC® labeled for exotic hardwoods, or comply with the EUTR (EU Wood Regulations).

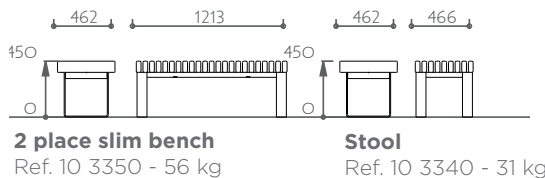
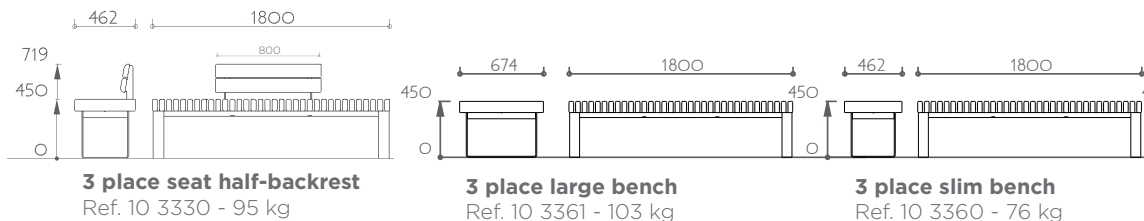
Stained wood: after the application of a flow coat, the wood is coated with an aqueous, solvent-free wood stain emulsion to guarantee added protection and durability.

For optimum protection against rust and long-term performance, the steel elements are zinc coated first, and go through our powder blast process (after having being cleaned and shot-blasted, the parts are coated with a primary layer of epoxy powder, followed by a second layer of polyester powder).

4 anchoring points (Ø 15 mm).

Delivered assembled.

Dimensions




Wood stains

EXOTIC WOOD	EXOTIC WOOD OR ASH	EXOTIC WOOD OR ASH	EXOTIC WOOD OR ASH	LARCH
non stained	with natural wood stain	with mahogany wood stain	with walnut wood stain	non stained



The mark of responsible forestry

STRAIGHT MODULES | AFFINITE RANGE



STRAIGHT MODULES LONG WOODEN SLATS FIXED IN LENGHT

References :

- 1 10 3335 xM00 0P00
- 2 10 3366 xM00 0P00
- 3 10 3365xM00 0P00
- 4 10 3355 xM00 0P00
- 5 10 3345 xM00 0P00

Colours

Colours shown:

Legs: Grey sand 900
Exotic wood non stained

Colours can be selected from the RAL shades or other textured shades from the Akzo Nobel Futura range.



Presentation

Affinité is an urban planning solution offering unlimited possibilities to sculpt the urban landscape.

The elegant design, the light lines, the discrete assembling of the Affinité modules will add a qualifying, positive and elaborated image to your urban landscape. The softness of the wooden slats provides a feeling of comfort and well-being to the users.

The Affinité range offers many possibilities : **straight or curve modules, short (in width) or long (in length) wooden slats, with or without backrest, free-standing or combined installations...** Affinité lets you imagine whatever suits you in creating your layouts to match their uses. Create your tree surrounds, curvy shapes, straight alignments or whatever you have an affinity for.

Description

The Affinité benches are made of **a seat made of wooden slats and 2 steel legs.**

The **seating part** is made up of 38 x 90 mm **wooden slats fixed horizontally.**

The slats are fixed under the seating with **2 steel corner pieces, 5 mm thick and concealed screws.**

The 80 mm wide legs are made of 8 mm thick steel.

A 5 mm thick **steel reinforcement** in the middle supports the bench seatings.

The **backrest** consists of 2 steel uprights, 6 mm thick, on which are screwed the 38 x 105 mm **wooden slats fixed horizontally.**

The various elements are assembled using stainless steel bolts and nuts.

Our woods are exclusively collected in sustainably managed forests. Of high quality, they are PEFC labeled for local sourcing, FSC® labeled for exotic hardwoods, or comply with the EUTR (EU Wood Regulations).

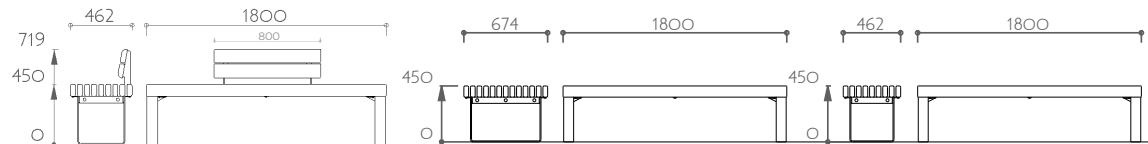
Stained wood: after the application of a **flow coat**, the wood is coated with an aqueous, solvent-free wood stain emulsion to guarantee added protection and durability.

For optimum protection against rust and long-term performance, the steel elements are zinc coated first, and go through our powder blast process (after having being cleaned and shot-blasted, the parts are coated with a primary layer of epoxy powder, followed by a second layer of polyester powder).

4 anchoring points (Ø 15 mm).

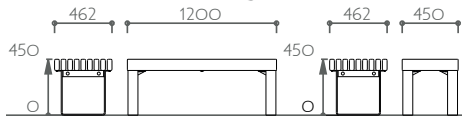
Delivered assembled.

Dimensions



3 place bench half backrest

Ref. 10 3335 - 86 kg



3 place large bench

Ref. 10 3366 - 94 kg

3 place slim bench

Ref. 10 3365 - 67 kg

2 place slim bench
Ref. 10 3355 - 50 kg

Stool
Ref. 10 3345 - 30 kg

Wood stains

EXOTIC WOOD	EXOTIC WOOD OR ASH	EXOTIC WOOD OR ASH	EXOTIC WOOD OR ASH
non stained	with natural wood stain	with mahogany wood stain	with walnut wood stain



CURVE MODULES | AFFINITE RANGE



AFFINITE CURVE SHORT, IN LENGTH WOODEN SLATS OUTER RADIUS 5 M

- 3 place bench: 10 3460 xM00 OP00
- Bench with half backrest: 10 3430 xM00 OP00
- Bench with backrest: 10 3435 xM00 OP00

AFFINITE CURVE SHORT, IN LENGTH WOODEN SLATS OUTER RADIUS 1,53 M

- 3 place bench: 10 3461 xM00 OP00
- Bench with backrest: 10 3436 xM00 OP00



Colours

Colours shown:

- Legs: Grey sand 900
- Exotic wood non stained
- Colours can be selected from the RAL shades or other textured shades from the Akzo Nobel Futura range.

Presentation

Affinité is an urban planning solution offering unlimited possibilities to sculpt the urban landscape.

The elegant design, the light lines, the discrete assembling of the Affinité modules will add a qualifying, positive and elaborated image to your urban landscape. The softness of the wooden slats provides a feeling of comfort and well-being to the users.

The Affinité range offers many possibilities : **straight or curve modules, short (in width) or long (in length) wooden slats, with or without backrest, free-standing or combined installations...** Affinité lets you imagine whatever suits you in creating your layouts to match their uses. Create your tree surrounds, curvy shapes, straight alignments or whatever you have an affinity for.

Description

The Affinité curve bench is made of **a wooden seating, 2 steel legs and 2 steel finishing pieces at the ends.**

It is available in **2 different outer radius:** 5 m or 1,53 m.

The 38 x 90 mm thick and 462 mm length **wooden slats** are **vertically fixed** under the seat with concealed screws.

The **seat support** is made of 5 mm thick **steel**. The 80 mm wide **legs** are made of 8 mm thick **steel**. The **finishing parts** are made of 4 mm thick **steel**.

The various elements are assembled with stainless steel bolts.

Our woods are exclusively collected in sustainably managed forests. Of high quality, they are PEFC labeled for local sourcing, FSC® labeled for exotic hardwoods, or comply with the EUTR (EU Wood Regulations).

Stained wood: after the application of a **flow coat**, the wood is coated with an aqueous, solvent-free wood stain emulsion to guarantee added protection and durability.

For optimum protection against rust and long-term performance, the steel elements are zinc coated first, and go through our powder blast process (after having been cleaned and shot-blasted, the parts are coated with a primary layer of epoxy powder, followed by a second layer of polyester powder).

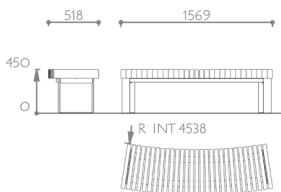
4 anchoring points (Ø 15 mm).

Delivered assembled.

Wood stains

EXOTIC WOOD	EXOTIC WOOD OR ASH	EXOTIC WOOD OR ASH	EXOTIC WOOD OR ASH	LARCH
non stained	with natural wood stain	with mahogany wood stain	with walnut wood stain	non stained

Dimensions



Bench

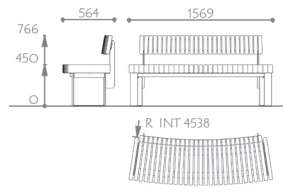
Ref. 10 3460 - 68 kg

Outer radius 5 M

Radius:
in 4 538 mm / out 5 000 mm

Outer radius 1,53 M

Radius:
in 1 065 mm / out 1 527 mm

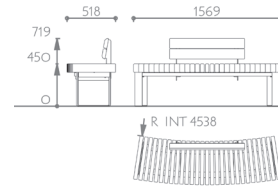


Bench with backrest

Ref. 10 3435 - 87 kg

The backrest is made of two 8mm thick vertical cross bars and of a 6 mm thick steel frame.

The 38 x 38 mm slats in exotic hardwood (without stain) are fixed **vertically**.

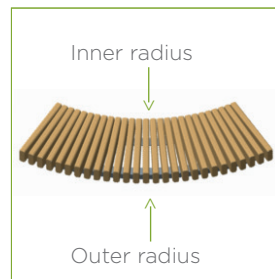


Bench with half backrest


Ref. 10 3430 - 78 kg

The backrest is made of two 6 mm thick vertical cross bars and of a 6 mm thick steel frame.

The 38 x 105 mm slats in exotic hardwood (without stain) are fixed **horizontally**.



COMBINATION | AFFINITE RANGE



AFFINITE COMBINATION N°1

Ref. 10 3480 001 xM00 OPOO

Made of:

- 3 large curve seats
- 4 legs
- 2 finishing pieces
- 1 half backrest

Colours

Colours shown:

Legs: Grey sand 900

Exotic wood non stained

Colours can be selected from the RAL shades or other textured shades from the Akzo Nobel Futura range.

Presentation

Affinité is an **urban planning solution** offering **unlimited possibilities to sculpt the urban landscape**.

The elegant design, the light lines, the discrete assembling of the Affinité modules will add a qualifying, positive and elaborated image to your urban landscape. The softness of the wooden slats provides a feeling of comfort and well-being to the users.

The Affinité range offers many possibilities : **straight or curve modules, short (in width) or long (in length) wooden slats, with or without backrest, free-standing or combined installations...** Affinité lets you imagine whatever suits you in creating your layouts to match their uses. Create your tree surrounds, curvy shapes, straight alignments or whatever you have an affinity for.

Description

The Affinité **benches** are made of a seating with **wooden slats and 2 steel legs**.

The **seating** is made up of 38 x 90 mm **wooden slats fixed vertically**.

The slats are attached to the seating with two 5 mm thick **steel corner pieces** and concealed screws.

The **seating** support is made of 5 mm thick **steel**. The 80 mm wide **legs** are made of 8 mm thick **steel**. The **finishing parts** are made of 4 mm thick **steel**.

The backrest consists of 2 steel uprights, 6 mm thick, on which the wooden slats 38 x 105 mm thick are screwed horizontally.

The elements are fixed using stainless steel bolts and nuts.

Our woods are exclusively collected in sustainably managed forests. Of high quality, they are PEFC labeled for local sourcing, FSC® labeled for exotic hardwoods, or comply with the EUTR (EU Wood Regulations).

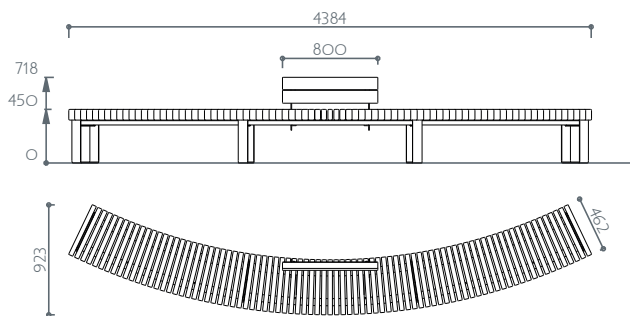
Stained wood: after the application of a **flow coat**, the wood is coated with an aqueous, solvent-free wood stain emulsion to guarantee added protection and durability.

For optimum protection against rust and long-term performance, the steel elements are zinc coated first, and go through our powder blast process (after having been cleaned and shot-blasted, the parts are coated with a primary layer of epoxy powder, followed by a second layer of polyester powder).

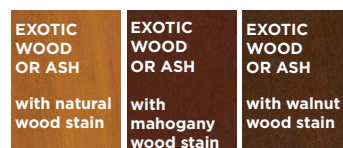
8 anchoring points (Ø 15 mm).

Delivered assembled.

Dimensions



Wood stains




Combination 1 Affinité

191 kg



The mark of responsible forestry

COMBINATION | AFFINITE RANGE



AFFINITE COMBINATION N°2

Ref. 10 3490 001 xM00 OPOO

- Made of:
- - 6 small curve seats
- - 6 legs

Colours

Colours shown:

- Legs: Grey sand 900
- Exotic wood non stained

Colours can be selected from the RAL shades or other textured shades from the Akzo Nobel Futura range.

Presentation

Affinité is an **urban planning solution** offering **unlimited possibilities to sculpt the urban landscape**.

The elegant design, the light lines, the discrete assembling of the Affinité modules will add a qualifying, positive and elaborated image to your urban landscape. The softness of the wooden slats provides a feeling of comfort and well-being to the users.

The Affinité range offers many possibilities : **straight or curve modules, short (in width) or long (in length) wooden slats, with or without backrest, free-standing or combined installations...** Affinité lets you imagine whatever suits you in creating your layouts to match their uses. Create your tree surrounds, curvy shapes, straight alignments or whatever you have an affinity for.

Description

This Affinité combination is composed of **6 seatings with wooden slats and 6 steel legs**.

The **seatings** are made of **vertically fixed 38 x 90 mm wooden slats**.

The slats are fixed of the seating with two 5 mm thick steel corner pieces and concealed screws.

The **seating support** is made of 5 mm thick **steel**. The 80 mm wide **legs** are made of 8 mm thick **steel**.

The elements are fixed with stainless steel bolts.

Our woods are exclusively collected in sustainably managed forests. Of high quality, they are PEFC labeled for local sourcing, FSC® labeled for exotic hardwoods, or comply with the EUTR (EU Wood Regulations).

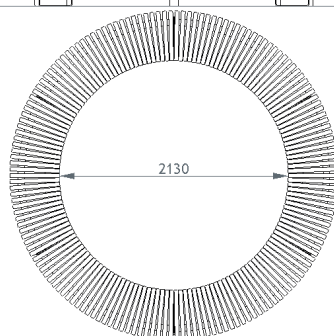
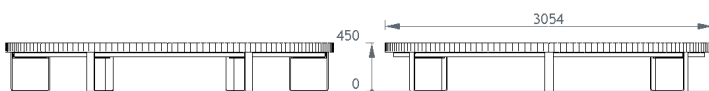
Stained wood: after the application of a **flow coat**, the wood is coated with an aqueous, solvent-free wood stain emulsion to guarantee added protection and durability.

For optimum protection against rust and long-term performance, the steel elements are zinc coated first, and go through our powder blast process (after having being cleaned and shot-blasted, the parts are coated with a primary layer of epoxy powder, followed by a second layer of polyester powder).

12 anchoring points (Ø 15 mm).

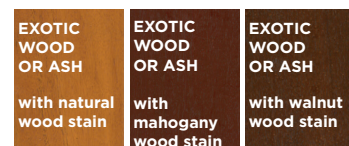
Delivered assembled.

Dimensions




Affinité combination 2
 Inner diameter: 2 130 mm
 Outer diameter: 3 054 mm
 336 kg

Wood stains



The mark of responsible forestry

COMBINATION | AFFINITE RANGE



AFFINITE COMBINATION N°3

Ref. 10 3490 002 xMOO 0P00

Made of:

- 6 small curve benches
- 6 backrests
- 6 legs

Colours

Colours shown:

- Legs: Grey sand 900
- Exotic wood non stained

Colours can be selected from the RAL shades or other textured shades from the Akzo Nobel Futura range.

Presentation

Affinité is an **urban planning solution** offering **unlimited possibilities to sculpt the urban landscape**.

The elegant design, the light lines, the discrete assembling of the Affinité modules will add a qualifying, positive and elaborated image to your urban landscape. The softness of the wooden slats provides a feeling of comfort and well-being to the users.

The Affinité range offers many possibilities : **straight or curve modules, short (in width) or long (in length) wooden slats, with or without backrest, free-standing or combined installations...** Affinité lets you imagine whatever suits you in creating your layouts to match their uses. Create your tree surrounds, curvy shapes, straight alignments or whatever you have an affinity for.

Description

This Affinity combination is composed of **6 seatings with wooden slats and 6 steel legs..**

The **seating** is made up of **vertically fixed 38 x 90 mm wooden slats**.

The slats are fixed to the seating with two 5 mm thick **steel corner pieces** and concealed screws.

The **seat support** is made of 5 mm thick **steel**. The 80 mm wide legs are made of 8 mm thick **steel**.

Each backrest consists of 2 steel uprights 8 mm thick and a steel support 6 mm thick on which are screwed exotic 38 x 38 mm wood slats fixed vertically.

The elements are fixed with stainless steel bolts.

Our woods are exclusively collected in sustainably managed forests. Of high quality, they are PEFC labeled for local sourcing, FSC® labeled for exotic hardwoods, or comply with the EUTR (EU Wood Regulations).

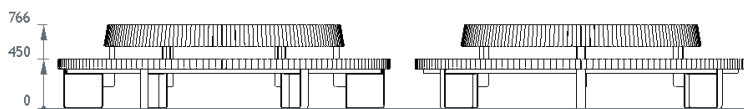
Stained wood: after the application of a **flow coat**, the wood is coated with an aqueous, solvent-free wood stain emulsion to guarantee added protection and durability.

For optimum protection against rust and long-term performance, the steel elements are zinc coated first, and go through our powder blast process (after having being cleaned and shot-blasted, the parts are coated with a primary layer of epoxy powder, followed by a second layer of polyester powder).

12 anchoring points (Ø 15 mm).

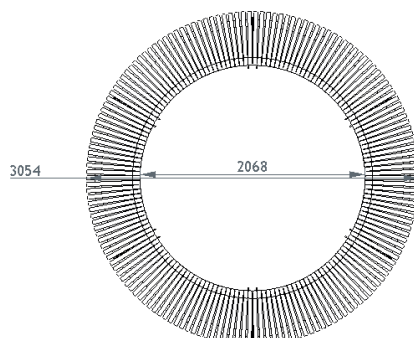
Delivered assembled.

Dimensions

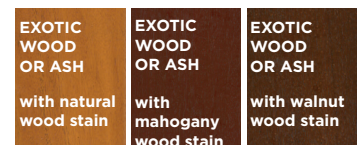


Affinité combination 3

Inner diameter: 2 130 mm
Outer diameter: 3 054 mm
441 kg



Wood stains



COMBINATION | AFFINITE RANGE



AFFINITE COMBINATION N°4

Ref. 10 3480 002 xM00 0P00

Made of:

- 4 small curve seats
- 1 large curve seat
- 1 slim 3 place bench
- 1 slim 3 place bench
- 8 legs
- 2 finishing pieces

Colours

Colours shown:

- Legs: Grey sand 900
- Exotic wood non stained

Colours can be selected from the RAL shades or other textured shades from the Akzo Nobel Futura range.

Presentation

Affinité is an urban planning solution offering unlimited possibilities to sculpt the urban landscape.

The elegant design, the light lines, the discrete assembling of the Affinité modules will add a qualifying, positive and elaborated image to your urban landscape. The softness of the wooden slats provides a feeling of comfort and well-being to the users.

The Affinité range offers many possibilities : **straight or curve modules, short (in width) or long (in length) wooden slats, with or without backrest, free-standing or combined installations...** Affinité lets you imagine whatever suits you in creating your layouts to match their uses. Create your tree surrounds, curvy shapes, straight alignments or whatever you have an affinity for.

Description

This Affinité combination consists of **7 seatings with wooden slats, 8 steel legs and 2 steel end pieces.**

The **seating** consists of **vertically fixed 38 x 90 mm wooden slats.**

The slats are attached to the seating with two 5 mm thick **steel corner pieces** and concealed screws.

The seating support is made of 5 mm thick steel. The 80 mm wide legs are made of 8 mm thick steel.

The elements are fixed with stainless steel bolts.

Our woods are exclusively collected in sustainably managed forests. Of high quality, they are PEFC labeled for local sourcing, FSC® labeled for exotic hardwoods, or comply with the EUTR (EU Wood Regulations).

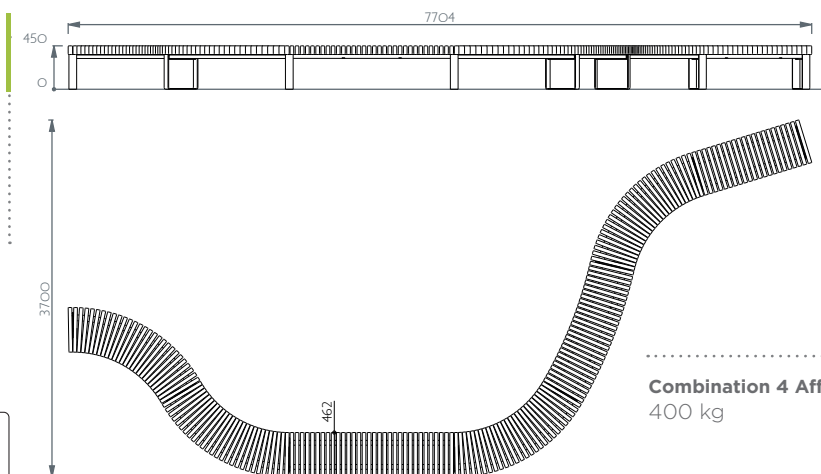
Stained wood: after the application of a **flow coat**, the wood is coated with an aqueous, solvent-free wood stain emulsion to guarantee added protection and durability.

For optimum protection against rust and long-term performance, the steel elements are zinc coated first, and go through our powder blast process (after having being cleaned and shot-blasted, the parts are coated with a primary layer of epoxy powder, followed by a second layer of polyester powder).

16 anchoring points (Ø 15 mm).

Delivered assembled.

Dimensions



Combination 4 Affinité
400 kg


Wood stains

EXOTIC WOOD non stained	LARCH non stained	
EXOTIC WOOD OR ASH with natural wood stain	EXOTIC WOOD OR ASH with mahogany wood stain	EXOTIC WOOD OR ASH with walnut wood stain



The mark of responsible forestry

COMBINATION | AFFINITE RANGE



AFFINITE COMBINATION N°5

Ref. 10 3480 003 xM00 0P00

Made of:

- 2 small curve seats
- 4 slim 3 place benches
- 7 legs
- 2 finishing pieces

> Colours

Colours shown:

Legs: Grey sand 900

Exotic wood non stained

Colours can be selected from the RAL shades or other textured shades from the Akzo Nobel Futura range.

> Presentation

Affinité is an **urban planning solution** offering **unlimited possibilities to sculpt the urban landscape**.

The elegant design, the light lines, the discrete assembling of the Affinité modules will add a qualifying, positive and elaborated image to your urban landscape. The softness of the wooden slats provides a feeling of comfort and well-being to the users.

The Affinité range offers many possibilities : **straight or curve modules, short (in width) or long (in length) wooden slats, with or without backrest, free-standing or combined installations...** Affinité lets you imagine whatever suits you in creating your layouts to match their uses. Create your tree surrounds, curvy shapes, straight alignments or whatever you have an affinity for.

> Description

This Affinité combination consists of **6 seatings with wooden slats, 7 steel legs and 2 steel end pieces**.

The seating consists of **vertically fixed 38 x 90 mm wooden slats**.

The slats are attached to the seating with two 5 mm thick steel corner pieces and concealed screws.

The **seating support** is made of 5 mm thick **steel**. The 80 mm wide **legs** are made of 8 mm thick **steel**.

The elements are fixed with stainless steel bolts.

Our woods are exclusively collected in sustainably managed forests. Of high quality, they are PEFC labeled for local sourcing, FSC® labeled for exotic hardwoods, or comply with the EUTR (EU Wood Regulations).

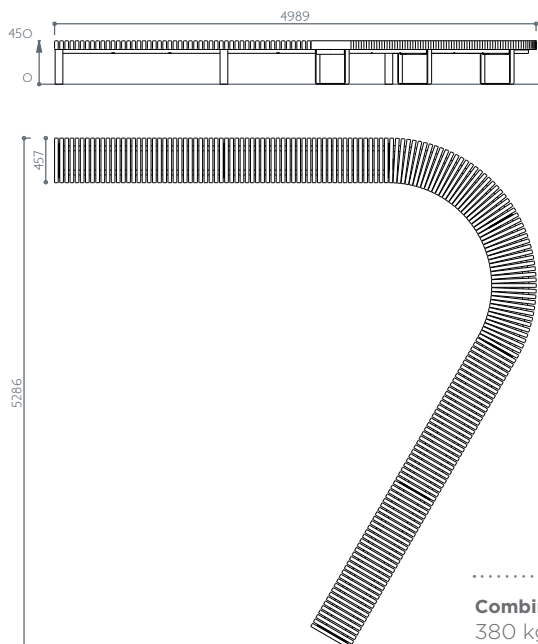
Stained wood: after the application of a **flow coat**, the wood is coated with an aqueous, solvent-free wood stain emulsion to guarantee added protection and durability.

For optimum protection against rust and long-term performance, the steel elements are zinc coated first, and go through our powder blast process (after having being cleaned and shot-blasted, the parts are coated with a primary layer of epoxy powder, followed by a second layer of polyester powder).

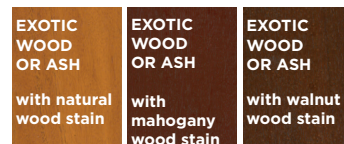
14 anchoring points (Ø 15 mm).

Delivered assembled.

> Dimensions




> Wood stains



Combination 5 Affinité
380 kg



COMBINATION | AFFINITE RANGE



AFFINITE COMBINATION N°6

Ref. 10 3480 004 xM00 OP00

Made of:

- 8 small curve seats
- 9 legs
- 2 finishing pieces

Colours

Colours shown:

Legs: Grey sand 900

Exotic wood non stained

Colours can be selected from the RAL shades or other textured shades from the Akzo Nobel Futura range.

Presentation

Affinité is an urban planning solution offering unlimited possibilities to sculpt the urban landscape.

The elegant design, the light lines, the discrete assembling of the Affinité modules will add a qualifying, positive and elaborated image to your urban landscape. The softness of the wooden slats provides a feeling of comfort and well-being to the users.

The Affinité range offers many possibilities : **straight or curve modules, short (in width) or long (in length) wooden slats, with or without backrest, free-standing or combined installations...** Affinité lets you imagine whatever suits you in creating your layouts to match their uses. Create your tree surrounds, curvy shapes, straight alignments or whatever you have an affinity for.

Description

This Affinité combination consists of **8 seatings with wooden slats, 9 steel legs and 2 steel end pieces.**

The seating is made up of **vertically fixed 38 x 90 mm wooden slats.**

The slats are attached to the seating with two 5 mm thick **steel corner pieces** and concealed screws.

The **seating support** is made of 5 mm thick **steel.** The 80 mm wide **legs** are made of 8 mm thick **steel.**

The elements are fixed with stainless steel bolts.

Our woods are exclusively collected in sustainably managed forests. Of high quality, they are PEFC labeled for local sourcing, FSC® labeled for exotic hardwoods, or comply with the EUTR (EU Wood Regulations).

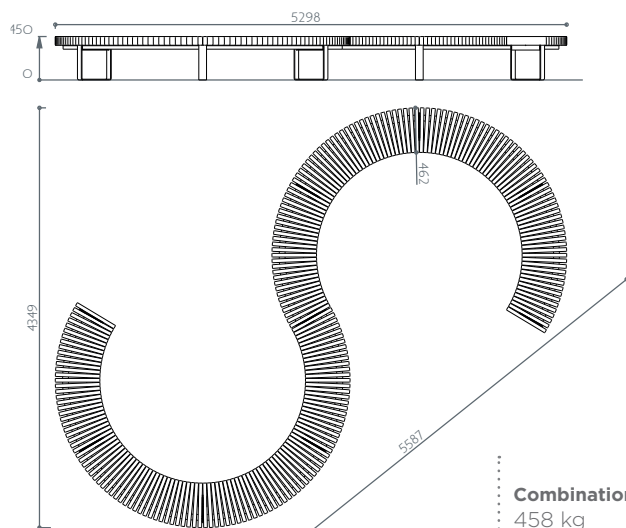
Stained wood: after the application of a **flow coat**, the wood is coated with an aqueous, solvent-free wood stain emulsion to guarantee added protection and durability.

For optimum protection against rust and long-term performance, the steel elements are zinc coated first, and go through our powder blast process (after having being cleaned and shot-blasted, the parts are coated with a primary layer of epoxy powder, followed by a second layer of polyester powder).

18 anchoring points (Ø 15 mm).

Delivered assembled.

Dimensions




Combination 6 Affinité
458 kg

Wood stains

EXOTIC WOOD non stained	LARCH non stained	
EXOTIC WOOD OR ASH with natural wood stain	EXOTIC WOOD OR ASH with mahogany wood stain	EXOTIC WOOD OR ASH with walnut wood stain



COMBINATION | AFFINITE RANGE



AFFINITE COMBINATION N°7

Ref. 10 3480 012 xM00 OP00

Made of:

- 4 small curve seats
- 5 legs
- 2 finishing pieces

Colours

Colours shown:

- Legs: Grey sand 900
- Exotic wood non stained

Colours can be selected from the RAL shades or other textured shades from the Akzo Nobel Futura range.

Presentation

Affinité is an urban planning solution offering unlimited possibilities to sculpt the urban landscape.

The elegant design, the light lines, the discrete assembling of the Affinité modules will add a qualifying, positive and elaborated image to your urban landscape. The softness of the wooden slats provides a feeling of comfort and well-being to the users.

The Affinité range offers many possibilities : **straight or curve modules, short (in width) or long (in length) wooden slats, with or without backrest, free-standing or combined installations...** Affinité lets you imagine whatever suits you in creating your layouts to match their uses. Create your tree surrounds, curvy shapes, straight alignments or whatever you have an affinity for.

Description

This Affinité combination is made of **4 seatings with wooden slats, 5 steel legs and 2 steel end pieces.**

The seating is made up of **vertically fixed 38 x 90 mm wooden slats.**

The slats are attached to the seating with two 5 mm thick **steel corner pieces** and concealed screws.

The **seating support** is made of 5 mm thick **steel**. The 80 mm wide **legs** are made of 8 mm thick **steel**. The **finishing parts** are made of 4 mm thick **steel**.

The elements are fixed with stainless steel bolts.

Our woods are exclusively collected in sustainably managed forests. Of high quality, they are PEFC labeled for local sourcing, FSC® labeled for exotic hardwoods, or comply with the EUTR (EU Wood Regulations).

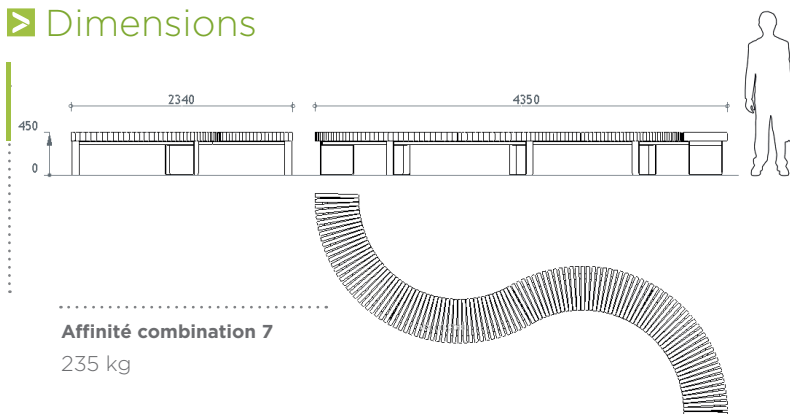
Stained wood: after the application of a **flow coat**, the wood is coated with an aqueous, solvent-free wood stain emulsion to guarantee added protection and durability.

For optimum protection against rust and long-term performance, the steel elements are zinc coated first, and go through our powder blast process (after having being cleaned and shot-blasted, the parts are coated with a primary layer of epoxy powder, followed by a second layer of polyester powder).

10 anchoring points (Ø 15 mm).

Delivered assembled.

Dimensions



Affinité combination 7


235 kg

Wood stains



The mark of responsible forestry

COMBINATION | AFFINITE RANGE



AFFINITE COMBINATION N°8

Ref. 10 3490 012 xM00 OP00

Made of:

- 3 small curve seats
- 3 backrests
- 4 legs
- 2 finishing pieces

Colours

Colours shown:

Legs: Grey sand 900

Exotic wood non stained

Colours can be selected from the RAL shades or other textured shades from the Akzo Nobel Futura range.

Presentation

Affinité is an **urban planning solution** offering **unlimited possibilities to sculpt the urban landscape**.

The elegant design, the light lines, the discrete assembling of the Affinité modules will add a qualifying, positive and elaborated image to your urban landscape. The softness of the wooden slats provides a feeling of comfort and well-being to the users.

The Affinité range offers many possibilities : **straight or curve modules, short (in width) or long (in length) wooden slats, with or without backrest, free-standing or combined installations...** Affinité lets you imagine whatever suits you in creating your layouts to match their uses. Create your tree surrounds, curvy shapes, straight alignments or whatever you have an affinity for.

Description

This Affinité combination is made of **3 seatings with wooden slats, 4 steel legs, 3 backrests with wooden slats and 2 steel end pieces**.

The seating is made up of **vertically fixed 38 x 90 mm wooden slats**.

The slats are fixed to the seating with two 5 mm thick **steel corner pieces** and concealed screws.

The **seating support** is made of 5 mm thick **steel**. The 80 mm wide **legs** are made of 8 mm thick **steel**. The **finishing parts** are made of 4 mm thick **steel**.

Each backrest consists of 2 steel uprights 8 mm thick and a steel support 6 mm thick on which are screwed exotic 38 x 38 mm wood slats fixed vertically.

The elements are fixed with stainless steel bolts.

Our woods are exclusively collected in sustainably managed forests. Of high quality, they are PEFC labeled for local sourcing, FSC® labeled for exotic hardwoods, or comply with the EUTR (EU Wood Regulations).

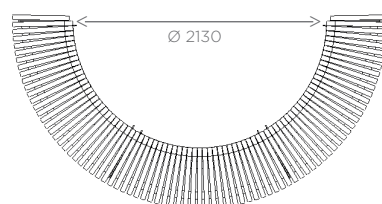
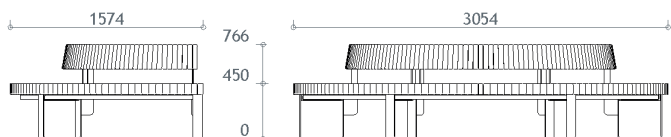
Stained wood: after the application of a **flow coat**, the wood is coated with an aqueous, solvent-free wood stain emulsion to guarantee added protection and durability.

For optimum protection against rust and long-term performance, the steel elements are zinc coated first, and go through our powder blast process (after having being cleaned and shot-blasted, the parts are coated with a primary layer of epoxy powder, followed by a second layer of polyester powder).

8 anchoring points (Ø 15 mm).

Delivered assembled.

Dimensions



Affinite combination 8

Inner diameter: 2 130 mm

Outer diameter: 3 054 mm

232 kg

Wood stains

EXOTIC WOOD non stained	LARCH non stained	
EXOTIC WOOD OR ASH with natural wood stain	EXOTIC WOOD OR ASH with mahogany wood stain	EXOTIC WOOD OR ASH with walnut wood stain



The mark of responsible forestry

COMBINATION | AFFINITE RANGE



AFFINITE COMBINATION N°9

Ref. 10 3490 008 xMOO 0P00

Made of:

- 6 small curve seats
- 2 backrests
- 6 legs
- 2 finishing pieces

Colours

Colours shown:

Legs: Grey sand 900

Exotic wood non stained

Colours can be selected from the RAL shades or other textured shades from the Akzo Nobel Futura range.

Presentation

Affinité is an urban planning solution offering unlimited possibilities to sculpt the urban landscape.

The elegant design, the light lines, the discrete assembling of the Affinité modules will add a qualifying, positive and elaborated image to your urban landscape. The softness of the wooden slats provides a feeling of comfort and well-being to the users.

The Affinité range offers many possibilities : **straight or curve modules, short (in width) or long (in length) wooden slats, with or without backrest, free-standing or combined installations...** Affinité lets you imagine whatever suits you in creating your layouts to match their uses. Create your tree surrounds, curvy shapes, straight alignments or whatever you have an affinity for.

Description

This Affinité combination is made of **6 seatings with wooden slats, 6 steel legs and 2 backrests with wooden slats.**

The seating is made up of **vertically fixed 38 x 90 mm wooden slats.**

The slats are fixed to the seating with two 5 mm thick **steel corner pieces** and concealed screws.

The **seating support** is made of 5 mm thick **steel**. The 80 mm wide **legs** are made of 8 mm thick **steel**. The **finishing parts** are made of 4 mm thick **steel**.

Each backrest consists of 2 steel uprights 8 mm thick and a steel support 6 mm thick on which are screwed exotic 38 x 38 mm wood slats fixed vertically.

The elements are fixed with stainless steel bolts.

Our woods are exclusively collected in sustainably managed forests. Of high quality, they are PEFC labeled for local sourcing, FSC® labeled for exotic hardwoods, or comply with the EUTR (EU Wood Regulations).

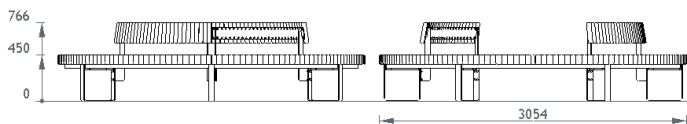
Stained wood: after the application of a **flow coat**, the wood is coated with an aqueous, solvent-free wood stain emulsion to guarantee added protection and durability.

For optimum protection against rust and long-term performance, the steel elements are zinc coated first, and go through our powder blast process (after having been cleaned and shot-blasted, the parts are coated with a primary layer of epoxy powder, followed by a second layer of polyester powder).

12 anchoring points (Ø 15 mm).

Delivered assembled.

Dimensions

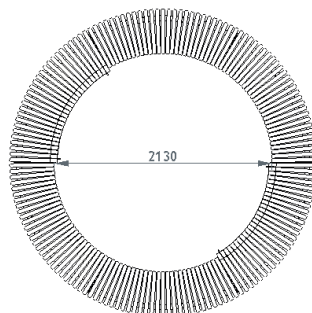


Affinité combination 9

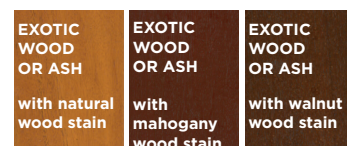
Inner diameter: 2 130 mm

Outer diameter: 3 054 mm

339 kg



Wood stains



The mark of responsible forestry