

PRODUKTLINIE IDYLLE



3 PLACE SEAT
Ref. 10 0183



3 PLACE LARGE BENCH
Ref. 10 0186



3 PLACE SLIM BENCH
Ref. 10 0185

Colours

Colours shown :

Legs: Umbra grey Ral 7022
Exotic wood non stained

Colours can be selected from the RAL shades or other textured shades from the Akzo Nobel Futura range.



2 PLACE SLIM BENCH
Ref. 10 0184

Presentation

To design the Idylle line, Sineu Graff called on designer Arturo Erbsman. Together, we selected noble materials, timber and cast iron, to produce furniture with a high level of comfort and meticulous design. The cast iron leg, of a vegetal inspiration, an iconic element of the Idylle range, is finely detailed.

Thanks to the invisible screws, the Idylle range has a perfect, finished design.

The Idylle range includes a wide choice of furniture : a seat, wide or slim benches, straight or curve, with or without backrest, high or low table, stools and an armchair. This broad collection helps varying the layout of furniture in accordance with the uses observed in the spaces where it is installed.

Description

The furniture is made of a **seating and 2 cast iron legs.**

The **seating** is made of 38 x 90 mm **wooden slats.**

The **legs** are made of painted **cast iron.** They are fitted with special M20 stainless steel sealing rods embedded in the legs. Cast iron finishing caps hide the sealing holes.

The seat and benches are assembled with stainless steel screws.

The **seat** also includes **screw covers**, that hide the backrest slats fastening screws.

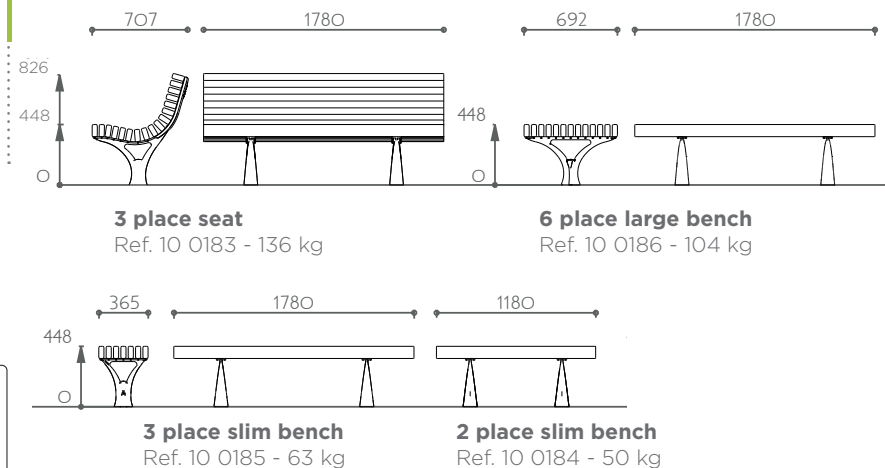
Our woods are exclusively collected in sustainably managed forests. Of high quality, they are PEFC labeled for local sourcing, FSC® labeled for exotic hardwoods, or comply with the EUTR (EU Wood Regulations).

Stained wood: after the application of a **flow coat**, the wood is coated with an aqueous, solvent-free wood stain emulsion to guarantee added protection and durability.

For optimum protection against rust and long-term performance, the cast iron elements are zinc coated first, and go through our powder blast process (after having being cleaned and shot-blasted, the parts are coated with a primary layer of epoxy powder, followed by a second layer of polyester powder). Cast-iron parts are produced in a foundry located close to our factory in France.

2 anchoring points.

Dimensions




Wood stains

EXOTIC WOOD non stained	LARCH non stained	
EXOTIC WOOD OR ASH with natural wood stain	EXOTIC WOOD OR ASH with mahogany wood stain	EXOTIC WOOD OR ASH with walnut wood stain



The mark of responsible forestry

PRODUKTLINIE IDYLLE



3 PLACE SLIM CURVE BENCH
Ref. 10 0285



3 PLACE SLIM CURVE SEAT
Ref. 10 0289

Colours

Colours shown :

Legs: Umbra grey Ral 7022
Exotic wood non stained

Colours can be selected from the RAL shades or other textured shades from the Akzo Nobel Futura range.

Wood stains

EXOTIC WOOD	EXOTIC WOOD OR ASH	EXOTIC WOOD OR ASH	EXOTIC WOOD OR ASH	LARCH
non stained	with natural wood stain	with mahogany wood stain	with walnut wood stain	non stained

Presentation

To design the Idylle line, Sineu Graff called on designer Arturo Erbsman. Together, we selected noble materials, timber and cast iron, to produce furniture with a high level of comfort and meticulous design. The cast iron leg, of a vegetal inspiration, an iconic element of the Idylle range, is finely detailed.

Thanks to the invisible screws, the Idylle range has a perfect, finished design.

The Idylle range includes a wide choice of furniture : a seat, wide or slim benches, straight or curve, with or without backrest, high or low table, stools and an armchair. This broad collection helps varying the layout of furniture in accordance with the uses observed in the spaces where it is installed.

Description

The slim bench Idylle is made of **a seating, 2 cast iron legs, connecting plates** and, depending on the version, of a backrest.

The **seating part** is made of 38 x 90 mm **wooden slats**.

The **legs** are made of painted **cast iron**. They are fitted with special M20 stainless steel sealing rods embedded in the legs. Cast iron finishing caps hide the sealing holes.

The seating parts of the curve benches are connected to each other by **steel connecting plates**.

The backrest supports are made of steel.

The bench is assembled with stainless steel screws.

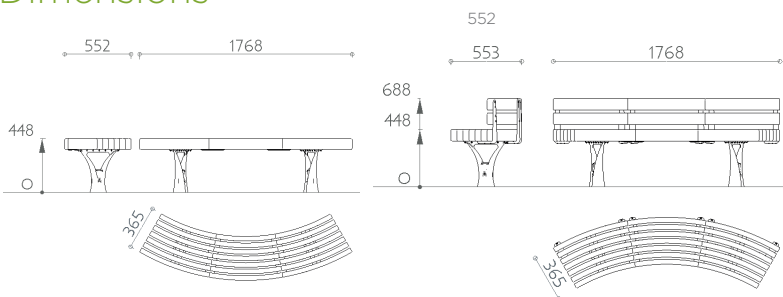
Our woods are exclusively collected in sustainably managed forests. Of high quality, they are PEFC labeled for local sourcing, FSC® labeled for exotic hardwoods, or comply with the EUTR (EU Wood Regulations).

Stained wood: after the application of a **flow coat**, the wood is coated with an aqueous, solvent-free wood stain emulsion to guarantee added protection and durability.

For optimum protection against rust and long-term performance, the cast iron elements are zinc coated first, and go through our powder blast process (after having being cleaned and shot-blasted, the parts are coated with a primary layer of epoxy powder, followed by a second layer of polyester powder). Cast-iron parts are produced in a foundry located close to our factory in France.

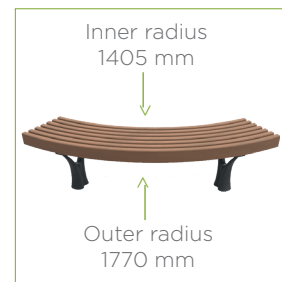
2 anchoring points.

Dimensions



3 place slim curve bench
Ref. 10 0285 - 64 kg

3 place slim curve seat
Ref. 10 0289 - 78 kg



The mark of responsible forestry



ARMCHAIR IDYLLE

Ref: 10 0580

Colours

Colours shown :

Legs: Umbra grey Ral 7022
Exotic wood non stained

Colours can be selected from the RAL shades or other textured shades from the Akzo Nobel Futura range.

Presentation

The Idylle armchair, proposed by Sineu Graff and designed by the designer Arturo Erbsman, is inspired by club armchairs and invites to conviviality.

The armchair is fixed to the floor. There are no visible fastenings.

Description

The armchair is made of **17 wooden slats**, 38 x 90 mm thick.

The **legs** are made of square 40 x 40 mm 3 mm thick **steel tubes**, 2 painted steel crossbars, 2 steel seat supports and 2 armrests wooden 40 x 25 mm.

Screw caps cover the screws for fixing the backrest slats.

The legs are fitted with sealings fixed to the uprights.

Our woods are exclusively collected in sustainably managed forests. Of high quality, they are PEFC labeled for local sourcing, FSC® labeled for exotic hardwoods, or comply with the EUTR (EU Wood Regulations).

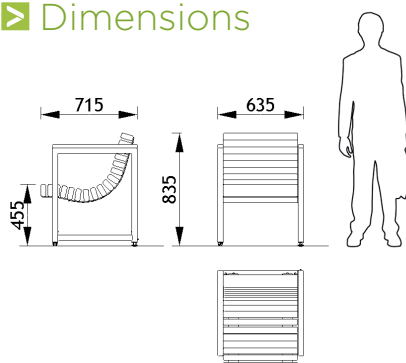
Stained wood: after the application of a **flow coat**, the wood is coated with an aqueous, solvent-free wood stain emulsion to guarantee added protection and durability.

For optimum protection against rust and long-term performance, the steel elements are zinc coated first, and go through our powder blast process (after having being cleaned and shot-blasted, the parts are coated with a primary layer of epoxy powder, followed by a second layer of polyester powder).

Delivered assembled;

4 sealing points.

Dimensions



Armchair Idylle

Ref. 10 0580 - 60 kg

Wood stains

EXOTIC WOOD non stained	LARCH non stained	
EXOTIC WOOD OR ASH with natural wood stain	EXOTIC WOOD OR ASH with mahogany wood stain	EXOTIC WOOD OR ASH with walnut wood stain



The mark of responsible forestry

PRODUKTLINIE IDYLLE



"FEUILLES" STOOL
Ref. 10 0283



"FEUILLES" TABLE
Ref. 10 0288



"FRUITS" STOOL
Ref. 10 0281



"FRUITS" TABLE
Ref. 10 0284

► Colours

Colours shown :

Legs: Grey sand 900
Exotic wood non stained
Colours can be selected from the RAL shades
or other textured shades from the Akzo Nobel
Futura range.

► Wood stains

EXOTIC WOOD	EXOTIC WOOD OR ASH	EXOTIC WOOD OR ASH	EXOTIC WOOD OR ASH	LARCH
non stained	with natural wood stain	with mahogany wood stain	with walnut wood stain	non stained

► Presentation

To design the Idylle line, Sineu Graff called on designer Arturo Erbsman. Together, we selected noble materials, timber and cast iron, to produce furniture with a high level of comfort and meticulous design. The cast iron leg, of a vegetal inspiration, an iconic element of the Idylle range, is finely detailed.

Thanks to the invisible screws, the Idylle range has a perfect, finished design.

The Idylle range includes a wide choice of furniture : a seat, wide or slim benches, straight or curve, with or without backrest, high or low table, stools and an armchair. This broad collection helps varying the layout of furniture in accordance with the uses observed in the spaces where it is installed.

► Description

They are composed of wooden **slats**, a **cast iron leg** and an **extension**.

The **boards and seating parts** are made of 38 x 160 mm **wooden slats**.

The **legs** are made of painted **cast iron**. They are fitted with a special M20 stainless steel sealing rod embedded in the base and a cast-iron finishing cap hiding the sealing hole.

The slats are assembled using a steel raiser piece.

The whole is assembled with stainless steel screws.

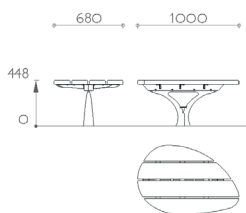
Our woods are exclusively collected in sustainably managed forests. Of high quality, they are PEFC labeled for local sourcing, FSC® labeled for exotic hardwoods, or comply with the EUTR (EU Wood Regulations).

Stained wood: after the application of a **flow coat**, the wood is coated with an aqueous, solvent-free wood stain emulsion to guarantee added protection and durability.

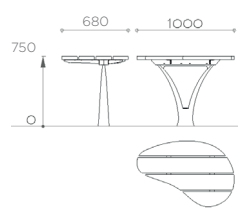
For optimum protection against rust and long-term performance, the cast iron elements are zinc coated first, and go through our powder blast process (after having being cleaned and shot-blasted, the parts are coated with a primary layer of epoxy powder, followed by a second layer of polyester powder). Cast-iron parts are produced in a foundry located close to our factory in France.

1 anchoring point.

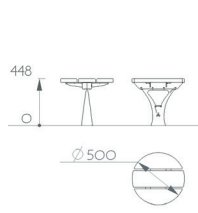
► Dimensions



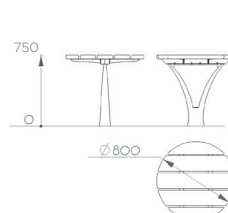
"Feuilles" stool
Ref. 10 0283 - 42 kg



"Feuilles" table
Ref. 10 0288 - 42 kg



"Fruits" stool
Ref. 10 0281 - 23 kg



"Fruits" table
Ref. 10 0284 - 43 kg



PRODUKTLINIE IDYLLE



HIGH TABLE
Ref. 10 0188



Colours

Colours shown :

Legs: Grey sand 900

Exotic wood non stained

Colours can be selected from the RAL shades or other textured shades from the Akzo Nobel Futura range.

Wood stains

EXOTIC WOOD	EXOTIC WOOD OR ASH	EXOTIC WOOD OR ASH	EXOTIC WOOD OR ASH	LARCH
non stained	with natural wood stain	with mahogany wood stain	with walnut wood stain	non stained

Presentation

To design the Idylle line, Sineu Graff called on designer Arturo Erbsman. Together, we selected noble materials, timber and cast iron, to produce furniture with a high level of comfort and meticulous design. The cast iron leg, of a vegetal inspiration, an iconic element of the Idylle range, is finely detailed.

Thanks to the invisible screws, the Idylle range has a perfect, finished design.

The Idylle range includes a wide choice of furniture : a seat, wide or slim benches, straight or curve, with or without backrest, high or low table, stools and an armchair. This broad collection helps varying the layout of furniture in accordance with the uses observed in the spaces where it is installed.

Description

The Idylle high table is made of **a wooden board, 2 cast iron legs and 2 extensions.**

The **board** is made of 38 x 160 mm **wooden slats.**

The table **legs** are made of painted **cast iron.** They are fitted with special M20 stainless steel sealing rods embedded in the legs and with cast iron end caps that hide the sealing holes.

The slats are fixed on steel cross bars.

The whole is assembled with stainless steel screws.

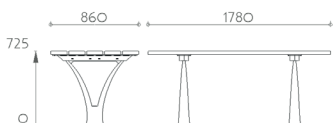
Our woods are exclusively collected in sustainably managed forests. Of high quality, they are PEFC labeled for local sourcing, FSC® labeled for exotic hardwoods, or comply with the EUTR (EU Wood Regulations).

Stained wood: after the application of a **flow coat**, the wood is coated with an aqueous, solvent-free wood stain emulsion to guarantee added protection and durability.

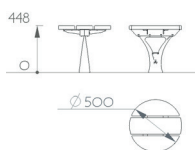
For optimum protection against rust and long-term performance, the cast iron elements are zinc coated first, and go through our powder blast process (after having being cleaned and shot-blasted, the parts are coated with a primary layer of epoxy powder, followed by a second layer of polyester powder). Cast-iron parts are produced in a foundry located close to our factory in France.

2 anchoring points.

Dimensions



High table
Ref. 10 0188 - 102 kg




"Fruits" stool
Ref. 10 0281 - 23 kg



Slim bench
Ref. 10 0185 - 63 kg



Let's make it responsible



IDYLLE CIRCULAR BENCH 360°

Ref. 10 0287 S000

Made of:

- 9 seating parts with legs
- 9 seating parts without legs

Colours

Colours shown :

Legs: Grey sand 900

Exotic wood non stained

Colours can be selected from the RAL

shades or other textured shades from the

Akzo Nobel Futura range.

Presentation

To design the Idylle line, Sineu Graff called on designer Arturo Erbsman. Together, we selected noble materials, timber and cast iron, to produce furniture with a high level of comfort and meticulous design. The cast iron leg, of a vegetal inspiration, an iconic element of the Idylle range, is finely detailed.

Thanks to the invisible screws, the Idylle range has a perfect, finished design.

The Idylle range includes a wide choice of furniture : a seat, wide or slim benches, straight or curve, with or without backrest, high or low table, stools and an armchair. This broad collection helps varying the layout of furniture in accordance with the uses observed in the spaces where it is installed.

Description

This Idylle circular bench consists of **seating parts, 9 legs and connecting cross bars**.

The **seating part** is made of 38 x 90 mm **wooden slats**.

The **legs** are made of painted **cast iron**. They are fitted with special M20 stainless steel sealing rods embedded in the legs and with cast iron end caps that hide the sealing holes.

The seating elements are fixed together with **steel cross bars**.

The whole is assembled with stainless steel screws.

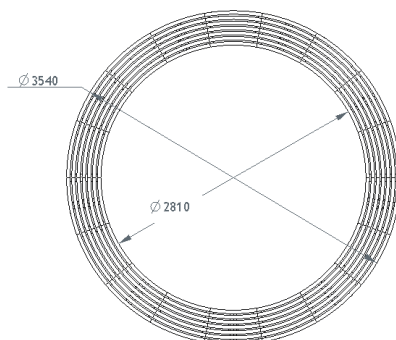
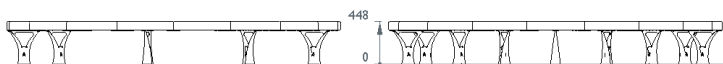
Our woods are exclusively collected in sustainably managed forests. Of high quality, they are PEFC labeled for local sourcing, FSC® labeled for exotic hardwoods, or comply with the EUTR (EU Wood Regulations).

Stained wood: after the application of a **flow coat**, the wood is coated with an aqueous, solvent-free wood stain emulsion to guarantee added protection and durability.

For optimum protection against rust and long-term performance, the cast iron elements are zinc coated first, and go through our powder blast process (after having being cleaned and shot-blasted, the parts are coated with a primary layer of epoxy powder, followed by a second layer of polyester powder). Cast-iron parts are produced in a foundry located close to our factory in France.

9 anchoring points.

Dimensions

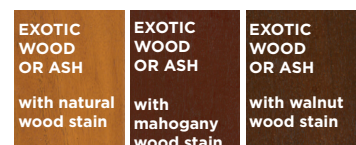


Inner diameter: 2 810 mm

Outer diameter: 3 540 mm

250 kg

Wood stains



The mark of responsible forestry

PRODUKTLINIE IDYLLE



IDYLLE CIRCULAR BENCH 300°

Ref. 10 0287 S001

Made of:

- 8 seating parts with legs
- 7 seating parts without legs
- 7 backrests

> Colours

Colours shown :

Legs: Umbra grey Ral 7022

Exotic wood non stained

Colours can be selected from the RAL shades or other textured shades from the Akzo Nobel Futura range.

> Presentation

To design the Idylle line, Sineu Graff called on designer Arturo Erbsman. Together, we selected noble materials, timber and cast iron, to produce furniture with a high level of comfort and meticulous design. The cast iron leg, of a vegetal inspiration, an iconic element of the Idylle range, is finely detailed.

Thanks to the invisible screws, the Idylle range has a perfect, finished design.

The Idylle range includes a wide choice of furniture : a seat, wide or slim benches, straight or curve, with or without backrest, high or low table, stools and an armchair. This broad collection helps varying the layout of furniture in accordance with the uses observed in the spaces where it is installed.

> Description

This Idylle continuous curved bench consists of **seating parts, 4 legs and connecting plates.**

The **seating parts** are made of 38 x 90 mm **wooden slats.**

The **legs** are made of painted **cast iron.** They are fitted with special M20 stainless steel sealing rods embedded in the legs and with cast iron end caps that hide the sealing holes.

The seating elements are fixed together with **steel cross bars.**

The whole is assembled with stainless steel screws.

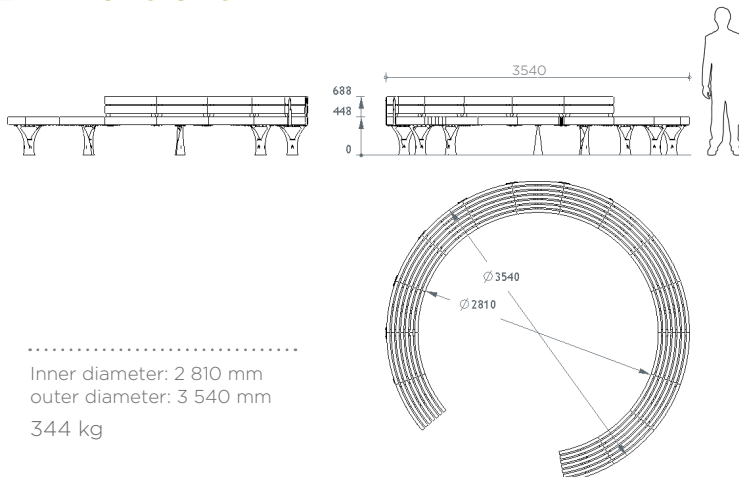
Our woods are exclusively collected in sustainably managed forests. Of high quality, they are PEFC labeled for local sourcing, FSC® labeled for exotic hardwoods, or comply with the EUTR (EU Wood Regulations).

Stained wood: after the application of a **flow coat**, the wood is coated with an aqueous, solvent-free wood stain emulsion to guarantee added protection and durability.

For optimum protection against rust and long-term performance, the cast iron elements are zinc coated first, and go through our powder blast process (after having being cleaned and shot-blasted, the parts are coated with a primary layer of epoxy powder, followed by a second layer of polyester powder). Cast-iron parts are produced in a foundry located close to our factory in France.

4 anchoring points.

> Dimensions



Inner diameter: 2 810 mm
outer diameter: 3 540 mm

344 kg

> Wood stains



The mark of responsible forestry

IDYLLE CIRCULAR BENCH 300°

Ref. 10 0287 S001

Made of:

- 8 seating parts with legs
- 7 seating parts without legs
- 7 backrests

Colours

Colours shown :

Legs: Umbra grey Ral 7022
Exotic wood non stained

Colours can be selected from the RAL shades or other textured shades from the Akzo Nobel Futura range.



Presentation

To design the Idylle line, Sineu Graff called on designer Arturo Erbsman. Together, we selected noble materials, timber and cast iron, to produce furniture with a high level of comfort and meticulous design. The cast iron leg, of a vegetal inspiration, an iconic element of the Idylle range, is finely detailed.

Thanks to the invisible screws, the Idylle range has a perfect, finished design.

The Idylle range includes a wide choice of furniture : a seat, wide or slim benches, straight or curve, with or without backrest, high or low table, stools and an armchair. This broad collection helps varying the layout of furniture in accordance with the uses observed in the spaces where it is installed.

Description

This Idylle continuous curved bench consists of **seating parts, 4 legs and connecting plates.**

The **seating parts** are made of 38 x 90 mm **wooden slats.**

The **legs** are made of painted **cast iron.** They are fitted with special M20 stainless steel sealing rods embedded in the legs and with cast iron end caps that hide the sealing holes.

The seating elements are fixed together with **steel cross bars.**

The whole is assembled with stainless steel screws.

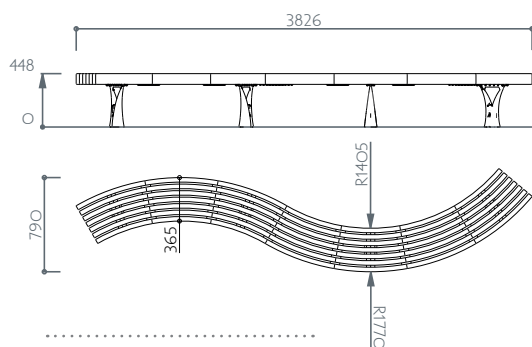
Our woods are exclusively collected in sustainably managed forests. Of high quality, they are PEFC labeled for local sourcing, FSC® labeled for exotic hardwoods, or comply with the EUTR (EU Wood Regulations).

Stained wood: after the application of a **flow coat**, the wood is coated with an aqueous, solvent-free wood stain emulsion to guarantee added protection and durability.

For optimum protection against rust and long-term performance, the cast iron elements are zinc coated first, and go through our powder blast process (after having being cleaned and shot-blasted, the parts are coated with a primary layer of epoxy powder, followed by a second layer of polyester powder). Cast-iron parts are produced in a foundry located close to our factory in France.

4 anchoring points.

Dimensions



Continous curve bench

97 kg


Wood stains

EXOTIC WOOD non stained	LARCH non stained	
EXOTIC WOOD OR ASH with natural wood stain	EXOTIC WOOD OR ASH with mahogany wood stain	EXOTIC WOOD OR ASH with walnut wood stain



The mark of responsible forestry

PRODUKTLINIE IDYLLE



IDYLLE CONTINUOUS S-FORM BENCH

Ref. 10 0286 S003

Made of:

- 14 seating parts with legs
- 13 seating parts without legs

Colours

Colours shown :

Legs: Umbra grey Ral 7022

Exotic wood non stained

Colours can be selected from the RAL shades or other textured shades from the Akzo Nobel Futura range.

Presentation

To design the Idylle line, Sineu Graff called on designer Arturo Erbsman. Together, we selected noble materials, timber and cast iron, to produce furniture with a high level of comfort and meticulous design. The cast iron leg, of a vegetal inspiration, an iconic element of the Idylle range, is finely detailed.

Thanks to the invisible screws, the Idylle range has a perfect, finished design.

The Idylle range includes a wide choice of furniture : a seat, wide or slim benches, straight or curve, with or without backrest, high or low table, stools and an armchair. This broad collection helps varying the layout of furniture in accordance with the uses observed in the spaces where it is installed.

Description

This Idylle continuous curved bench consists of **seating parts, 14 legs and connecting plates.**

The **seating part** is made of 38 x 90 mm **wooden slats.**

The **legs** are made of painted **cast iron.** They are fitted with special M20 stainless steel sealing rods embedded in the legs and with cast iron end caps that hide the sealing holes.

The seating elements are fixed together with **steel cross bars.**

The whole is assembled with stainless steel screws.

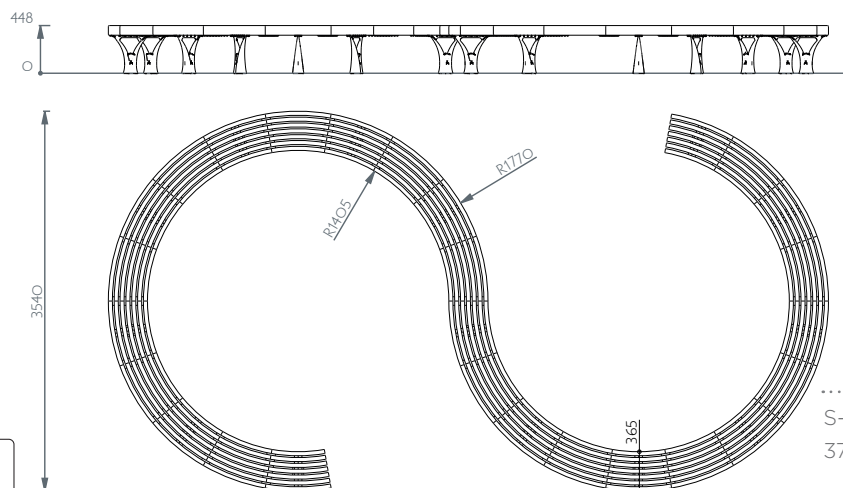
Our woods are exclusively collected in sustainably managed forests. Of high quality, they are PEFC labeled for local sourcing, FSC® labeled for exotic hardwoods, or comply with the EUTR (EU Wood Regulations).

Stained wood: after the application of a **flow coat**, the wood is coated with an aqueous, solvent-free wood stain emulsion to guarantee added protection and durability.

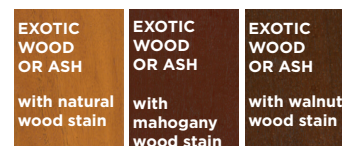
For optimum protection against rust and long-term performance, the cast iron elements are zinc coated first, and go through our powder blast process (after having being cleaned and shot-blasted, the parts are coated with a primary layer of epoxy powder, followed by a second layer of polyester powder). Cast-iron parts are produced in a foundry located close to our factory in France.

14 anchoring points.

Dimensions



Wood stains



S-form continuous curve bench
374 kg



The mark of responsible forestry