

6411

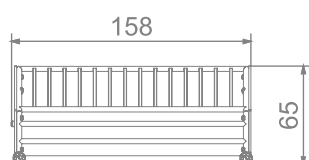
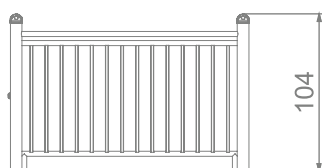


INFORMATION ABOUT THE PRODUCT

Dimensions	158 x 65 cm
Overall height	104 cm
Product complies with EN 15312	YES
Availability of spare parts	YES




6411



SCALE 1:50

MATERIALS:


CONNECTING ELEMENTS
LIKE SCREWS, NUTS,
WASHERS MADE OF
STAINLESS STEEL



PLATES OF THE WALLS
MADE OF COLOURFUL
TRIPLE LAYERED 15 MM
HDPE POLYETHYLENE



GOALS AND POSTS AND
PANELS MADE OF BLACK
STEEL S235JR, CLEANED IN
THE SANDBLASTING
PROCESS



VANDAL-PROOF SCREW
PLUGS MADE OF
INJECTION MOLDED
POLYAMIDE

