

CONFORT EVOLUTION RANGE - WOOD



SEATS, CHAIR, ARMCHAIR & BENCH

Ref :

- 1 10 2033
- 2 10 2033 ACE
- 3 10 2013
- 4 10 2013 ACE

Colours

Wood : Natural tint
Leg : Ral 9004 Signal black

Colours can be selected from the RAL shades or other textured shades from the Akzo Nobel Futura range.

Wood stains

EXOTIC WOOD	EXOTIC WOOD OR ASH	EXOTIC WOOD OR ASH	EXOTIC WOOD OR ASH
non stained	with natural wood stain	with mahogany wood stain	with walnut wood stain

Presentation

With the new Confort Evolution seat, Sineu Graff has given a new look to its historic Confort seat and has traced a line between past, present and future. Its new understated and elegant lines give the seat a timeless aspect.

The comfort of the seats was prioritized during the development of the bench: the concave wide slat that accompanies the spine curvature and the additional wide slat on the backrest provide a pleasant roundedness for a comfortable position of the user when relaxing in public spaces.

The silhouette of the cast iron legs has been re-designed to create understated lines. For a perfect finish, the screws are invisible and additional caps hide the fixing rods.

The Confort Evolution range includes 3 and 2 seats with or without armrest, chair and armchair to create different atmospheres.

Description

The furniture of the Confort Evolution range are made of 2 legs, 6 wooden slats and one concave wide slat.

The 33 x 105 mm slats are in exotic hardwood.

The concave wide slat is 33 mm thick and links the seating to the backrest. The slats are fixed to the back of the legs with hidden stainless steel screws.

The legs are in cast-iron.

Cast-iron caps hide the floor fixings of the seats.

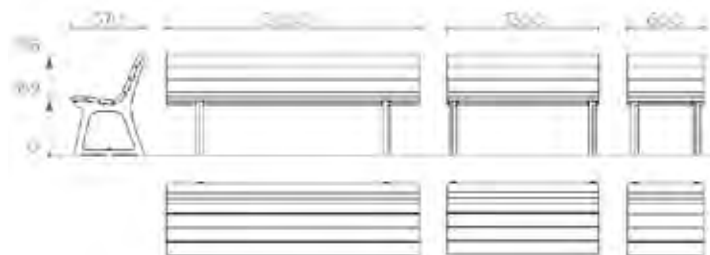
Stained wood: after the application of a **flow coat**, the wood is coated with an aqueous, solvent-free wood stain emulsion to guarantee added protection and durability.

For optimum protection against rust and long-term performance, the cast iron elements are zinc coated first, and go through our powder blast process (after having being cleaned and shot-blasted, the parts are coated with a primary layer of epoxy powder, followed by a second layer of polyester powder). Cast-iron parts are produced in a foundry located close to our factory in France.

2 anchoring points.

Delivered assembled.

Dimensions



3 place seat

Ref. 10 2033 - 69 kg

2 place seat

Ref. 10 2033 - 52 kg

Stool

Ref. 10 2013 - 39 kg



CONFORT EVOLUTION RANGE - CITY



SEATS, CHAIR, ARMCHAIR & BENCH

Ref :

- | | | |
|---|------------------|------------------------|
| 1 | 13 2033..... | Raspberry red Ral 3027 |
| 2 | 13 2023 ACE..... | Water blue Ral 5021 |
| 3 | 13 2013..... | Pure orange Ral 2004 |
| 4 | 13 2013 ACE..... | Raspberry red Ral 3027 |

Colours

Colours to be selected within the RAL tints, sablé or other coatings of the AkzoNobel Futura range.

Presentation

With the new Confort Evolution seat, Sineu Graff has given a new look to its historic Confort seat and has traced a line between past, present and future. Its new understated and elegant lines give the seat a timeless aspect. The metal seating of the Confort Evolution City range offers a contemporary style to the furniture. The spaced metallic wires play harmoniously with light and provide a discreet and stylish presence. The spine curvature provide a pleasant roundedness for a comfortable position of the user when relaxing in public spaces. The Confort Evolution City range includes 3 and 2 seats with or without armrest, chair and armchair to create different atmospheres.

Description

The seatings are made of a 2 cast-iron legs of a steel seat and of a backrest using a SINEU GRAFF patented assembly system which gives it maximum strength and offers great comfort.

The seating is in machine-welded steel (City assembly system).

It is made of 8mm rods welded on two 4 mm thick metal sheets on each side, 4mm thick vertical reinforcements and of 2 50 x 40mm City type tubes. The seating is fastened on the cast-iron legs with two 4 mm thick metal sheets and stainless steel bolts.

Cast-iron caps hide the floor fixings of the seats.

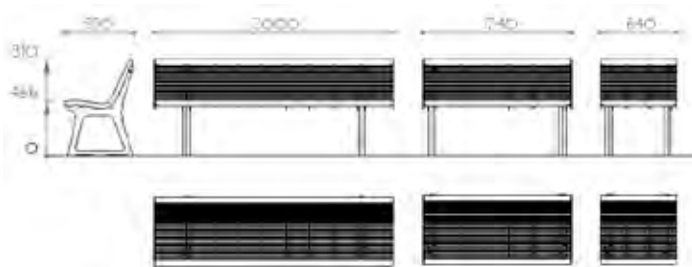
For optimum protection against rust and long-term performance, the steel and cast iron elements are zinc coated first, and go through our powder blast process (after having being cleaned and shot-blasted, the parts are coated with a primary layer of epoxy powder, followed by a second layer of polyester powder). Cast-iron parts are produced in a foundry located close to our factory in France.

2 anchoring points (Ø 18 mm).

Delivered assembled.

Weight: 73 kg.

Dimensions



3 place bench

Ref. 13 2033 - 73 kg

2 place bench

Ref. 13 2023 - 58 kg

Chair

Ref. 13 2013 - 47 kg



The mark of responsible forestry

V201102

CONFORT EVOLUTION RANGE REINFORCED RECYCLED PLASTIC



3 PLACE SEAT

10 2033 PM1G OP00

Seat: Grey

Legs: Traffic black RAL 9017



2 PLACE SEAT WITH ARMRESTS

10 2023 PMIN OP20

Seat: Black

Legs: Telegrey 1 RAL 7045




CHAIR

10 2013 PMIS OP00

Seat: Beige

Legs : Traffic black RAL 9017

Plastic colours



Colours

Legs and armrests colours can be selected from the RAL shades or other textured shades from the Akzo Nobel Futura range.

Presentation

With the new Confort Evolution seat, Sineu Graff revisits the design of its historical Confort seat.

The seating part is made of reinforced recycled plastic slats. This material is the ideal solution for areas subject to tough environments, as it does not require any particular maintenance.

This furniture with optimal comfort can be easily integrated in all your public spaces.

The Confort Evolution RRP line is available in 2 or 3 place seats, with and without armrests, chair and armchair.

Description

The Confort Evolution seat consists of 2 cast iron legs, 6 reinforced recycled plastic slats and a reinforced recycled plastic concave slat.

The slats are made of 35 x 105 mm reinforced recycled plastic. The slats have a galvanised steel core for optimal performance and stability of the seat. They are fixed under the seat with 2 zinc and powder coated corner pieces 5 mm thick, and concealed screws.

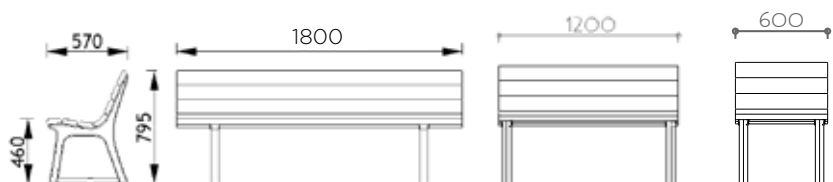
The 35 mm thick concave slat is the link between the seating part and backrest. The slats and the concave slat are fixed to the back of the frame with stainless steel bolts and nuts.

For optimum protection against rust and long-term performance, the steel and cast iron elements are zinc coated first, and go through our powder blast process (after having being cleaned and shot-blasted, the parts are coated with a primary layer of epoxy powder, followed by a second layer of polyester powder). Cast-iron parts are produced in a foundry located close to our factory in France.

2 anchoring points (Ø 18 mm).

Delivered assembled..

Dimensions



3 place seat

10 2033 PM1x OP00 - Weight: 76 kg
10 2033 PM1x OP20 - Weight: 80kg

2 place seat

10 2023 PM1x OP00 - Weight: 62 kg
10 2023 PM1x OP20 - Weight: 66 kg

Chair

10 2013 PM1x OP00 - Weight: 45 kg
10 2013 PM1x OP20 - Weight: 49 kg

